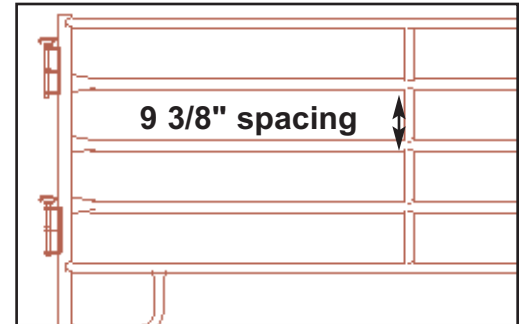


Heavy Duty PG4's (5 & 6 rail)


Available in 10' & 12' lengths




Length refers to size of opening. The length of the panel is actually 2 1/2" shorter.
i.e.: 10' PG4 is actually 9' 9 1/2"



Spring loaded plunger latch



Pin and Clip Connectors



Notched Vertical Bracing

Specifications

- **Panel Height:** 5 rail: 60" 6 rail: 72"
- **Gate Frame Height:** 84"
- **Posts:** 2" x 14 gauge round, capped with rubber plug
- **Rails:** 2" x 14 gauge round
- **Braces & Legs:** 1 1/2" x 16 gauge round
- **Connectors:** Positive Locking, Pin & Clip
- **Hinge:** 14 gauge platform insert
- **Paint:** Baked on powder coat paint
- **Weight (in pounds):** 5 rail: 10' - 155; 12' - 175
6 rail: 10' - 172; 12' - 196
- **Steel:** 1017 carbon steel rated at 58,000 PSI
- **Warranty:** 1 Year

Highlighted Features & Advantages

- Spring loaded plunger latch for quick access
- Square corners for animal safety
- Mud legs for additional support & extended life

Suggested Applications

- Corrals
- Stalls
- Working alleys